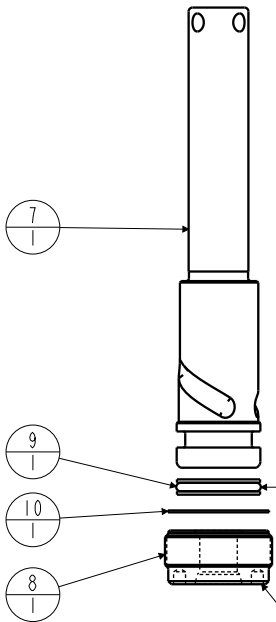
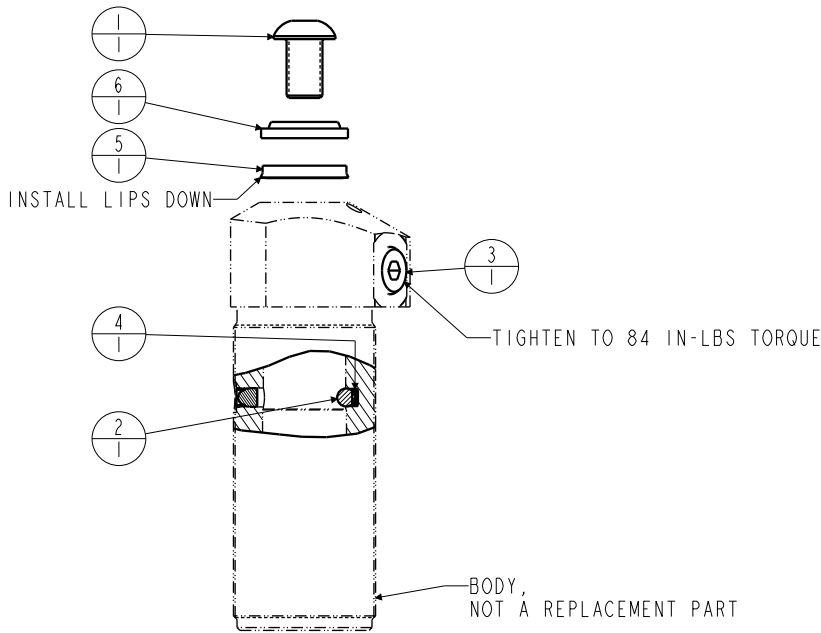
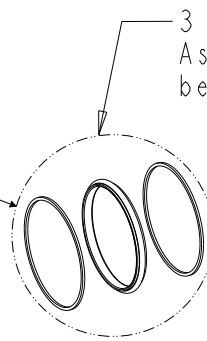


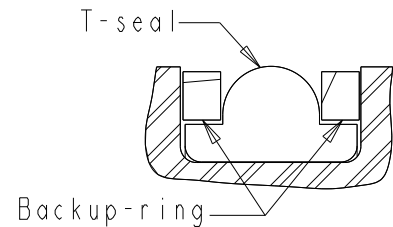
LUBRICATE ALL SEALS WITH CLEAN HYDRAULIC OIL PRIOR TO ASSEMBLY. DO NOT USE SILICONE BASED LUBRICANTS.



T-SEAL  
INSTALLATION INFO



3 piece seal  
Assemble with T-seal  
between backup rings.



No.	QTY	PART No.	DESCRIPTION	Std. Seal Kit	FKM Seal Kit
N/A	N/A	6V150209	SEAL KIT, FKM		NOTED
N/A	N/A	60150209	SEAL KIT, STANDARD		NOTED
10	1	39T55002	GASKET, (-021)	X	X
9	1	39H10018	SEAL, T, (11/16 X 5/32 X 7/8)	X	39V10018
8	1	81530903	RETAINER, SC, DA, 1100, PORTED		
7	1	81510904	PLUNGER, SC, LS, 1100#		
6	1	39053001	WIPER, SNAP-IN, (5/8)	X	X
5	1	39010020	SEAL, BEVEL W/HHEEL INSERT, 5/8 x 1/8 x 7/8	X	39V10020
4	1	39000019	O-RING, (-003)	X	39051006
3	1	30601144	PLUG, SOCH, SAE 4		
2	1	23600011	BALL, STEEL, ALLOY, .187	X	X
1	1	21410009	BHCS, 3/8-24 x 5/8, ALY		

1.230 TOTAL STROKE  
.765 VERTICAL STROKE  
.465 SWING STROKE  
90° LH or RH SWING and STRAIGHT  
VersaCam PLUNGER

( WEIGHT 2.18 LBS )

### PARTS LIST



VEKTEK, INC.  
1334 E. SIXTH AVE. P.O. BOX 625  
EMPORIA, KS. 66801 U.S.A.

ASSEMBLIES AFFECTED  
15020912

PARTS LIST, ASSY, SC, TB, DA, LS, 1100, BP, 90°, .757 VERT

SIZE  
A PL1567

REV  
H

FORM FEG035\_PL\_ASIZE, REV. B

H	5499	RELEASE	NPETERS	10/2/24
REV	IN ACCORDANCE WITH ECN	EFFECTIVE DATE	REVISED BY	DATE
DRW BY:	BUSH	<b>DRAWING STATUS: Released</b>		
DATE:	08/03/96	PRODUCTION APPROVED FOR RELEASED STATUS ONLY		

SHEET 1 OF 1